

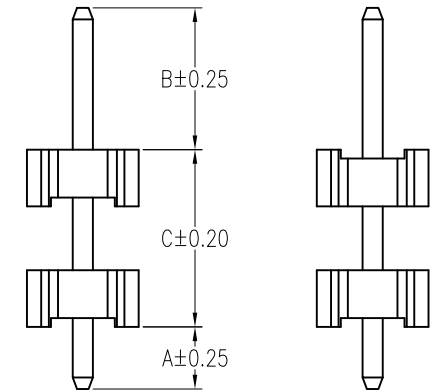
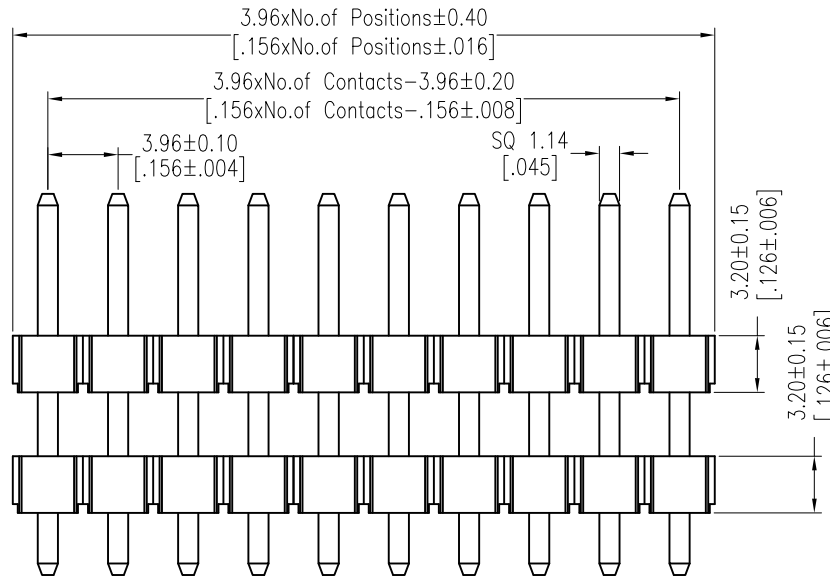
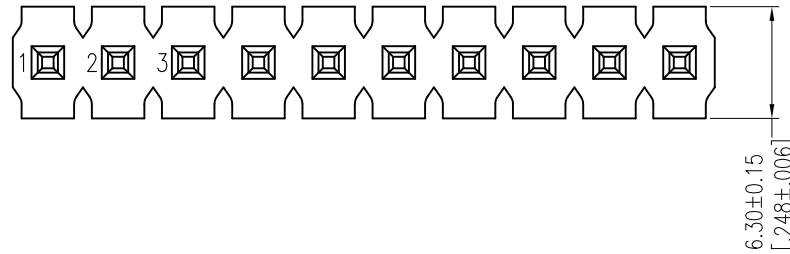
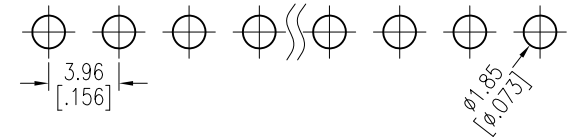
HSF

NOTES:

Rated Current:7.0AMP.
 Contact Resistance:20mΩ Max.
 Withstand Voltage:1000V AC/DC
 Insulation Resistance:1000MΩ Min.
 Operation Temperature:-40°C to +105°C

Contact Material:Brass
 Contact Plating:Sn Over Ni
 Insulator Material:LCP+30%G.F UL94V-0 BK

Recommended P.C.B Layout (Top Side)
 (PCB BOARD TOLERANCE±0.05)



TYPE-1

TYPE-2

Ordering Information

1832-21 XX XX S XXX D 0 XX

No. of Pins Contact Plating Pin Length Insulator Packing Series No.
 02-20 SN=Tin L=A+B+C D=LCP 0=PE Bag 01-99
 SM=Matte Tin

Item	Pin Length	A	B	C	Mating
Standard	--	3.50	8.00	--	2889
Alternate					

REV	DATE	MODIFICATION DESCRIPTION	CHANGE	OPERATION	DRAW	DATE	SCALE	Fit	PART NO.
				x.X ±0.40	William Chen	2018/01/23	UNIT	mm [inch]	1832-21XXXXXXDXDX
A1	2018/01/23	MODIFY PART NO.	-----	x.XX ±0.25	CHECK	DATE	SIZE	A4	TITLE:
A0	2012/06/25	NEW	-----	x.XXX ±0.15	APPROVE	DATE	SHEET	1/1	3.96 Pin Header, SINGLE ROW, S/T, DOUBLE PLASTIC, H=3.2
				Angle ± 3'			PROJ.	⌀	Customer NO.
				DIM TOL					